

goSafe

YOUR  
LOGO  
HERE

goSafe



# CUSTOMIZATION SERVICES

• Screen Printing • Embroidery • Pad Printing • Reflective Striping •



# GoSafe's Customization Center | La Porte, TX







## On-Site Customization Available for Thousands of Items

Customizing your industrial apparel and equipment means items are easier to track, personnel are easier to identify, and greater compliance with programs that require job or locations-specific gear. **GoSafe's** Customization unit in La Porte, TX is equipped to produce the high quality logo-accurate items in the quantities you need when YOU need them.



# Garment Customization | Embroidery

**Embroidery** is one of the first enhancements most customers look at when considering decoration of apparel. A logo announces to the world who you represent and makes a strong first impression which can make a big difference in business. goSafe can handle all aspects of your embroidery needs. We offer a wide selection of thread colors constructed of either 100% polyester (our default thread choice) or 100% rayon, which is available upon request through your Customer Service Representative or the embroidery department. Both selections ensure color vibrancy as well as colorfastness, though we do not recommend rayon thread for industrial laundered product. Read on to see some of the options available within the world of embroidery.





# How to Request a Custom Logo

- **Contact Customer Service** for additional information on submitting new logo image artwork.
- **Formats** - Preferred format is vector-based art. Typically .AI, .SVG, and .EPS files. Other acceptable formats for artwork include .PNG, .TIF, .BMP, and .JPG, though these may need to be vectorized and may be subject to an additional fee.
- **Color / Thread Limitations** - Custom logos are limited to 9 colors.
- **Size** - A typical left or right chest location is about 2 ½" x 3 ½". Small details in a logo design may require resizing or an adjustment so that detail can be seen. See following pages for size guidelines on garments and locations.
- **Digitizing Fees** - 1 to 8,000 stitches - **\$95.00\***. 8,001 stitches and up - **\$125.00\***
- **Color Changes** - There is a **\$25.00\*** fee for changing colors to an existing logo if a new logo number is required.
- **Revisions** - Charges for revisions are determined based upon complexity. There may be up to a **\$50.00\*** fee for customer requested revisions.
- **Timeline** - Please allow up to 3 days to receive a sew-off of custom logos. Logos in excess of 20,000 stitches may require longer.

*\* Please Note : Prices are subject to change without notice.*

## Embroidery Guidelines & Success Tips

- Placement and size can differ based on the garment they will be sewn on. These pages show placements and size guidelines for various garment types.
- Embroidering on a garment with textures, prints, or patterns can often make part of a logo difficult to see. Ask for a sew-off prior to placing orders to be certain that all words are legible and colors are visible.
- To determine the best size and placement for embroidery, photocopy the logo to the desired size, cut it out and place it on the garment in various locations until the best size and location is determined.
- If grommets, eyelets, or badges will be going on the same side of a garment as embroidery, be sure to leave the appropriate space for the badge when specifying embroidery location.
- Embroidery requested on a pocket will render the pocket non-functional.



### Embroidery Codes with Size Guidelines

#### All Sizes Below Listed as Inches

<b>CMB</b>	Center Middle Back	10X10
<b>RSS</b>	Right Sleeve at Shoulder	4X4
<b>RUF</b>	Right Upper Front	4X4

▶ See page 10-12 for embroidery thread color options.



# Embroidery Locations



SHIRT FRONT



SHIRT BACK



LEFT SIDE



RIGHT SIDE



**GoSafe** uses colorfast embroidery threads for all embroidery applications. These threads are acceptable for Industrial and Homewash Processing. We are equipped to embroider garments, Oilfield bags, promotional items, and a variety of other items.

If you have questions, please do not hesitate to contact our customer service team at **800.330.9240**.





# Direct Embroidery

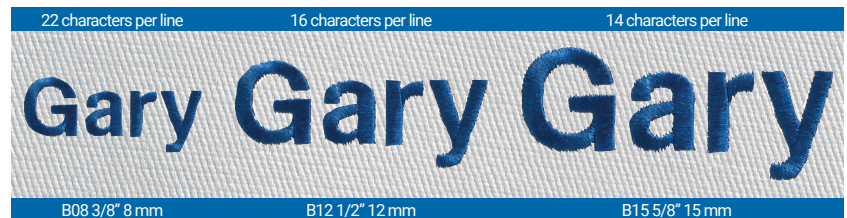
Four fonts are offered for direct embroidery with several sizes in each (3/8" - 1"). We can embroider text directly on a garment, an emblem, or on a name strip. This option is most often used for names, titles, accredits, and more, and can be done easily without the need for digitization.

- Multiple lines of type, in the same or different sizes, can easily be added to a garment. To add more than one line, please contact a Customer Service Representative at **1.800.330.9240**.
- Please specify if all CAPS are required. Using all caps will reduce the number of characters per line. The characters listed below are based on lower case.
- Include spaces and punctuation when counting characters per line.
- Collar tip and cuff embroidery locations require 8mm font and are limited to 3 characters
- All fonts also available in 10mm (not shown). Call for more information.

► See page 10 for thread color options

## BLOCK

ABCDEFGHIJKLM  
NOPQRSTUVWXYZ  
abcdefghijklm  
nopqrstuvwxyz  
,.:;"'!#& 1234567890



# Direct Embroidery Pricing

Item #	Description	Pricing
MSSEMBRDIR	Direct Name Embroidery on Front Chest	\$6.00
MSSEMBRO	Company Name/Title Direct Embroidery on Front Chest	\$6.00
MSSEMBDFC	Company Logo Direct Embroidery Front Chest (1-8,000)	\$8.50
MSSEMBDBK1	Company Logo Direct Embroidery Bk (1-12,000 stitches)	\$12.50
MSSEMBDBK2	Company Logo Direct Embroidery Front or Back (12,001+ stitches)	Call for Pricing



# Emblem Embroidery

The same font selections and sizes shown on the previous page can also be applied to emblems. We offer a wide selection of emblem background and border combinations to complement whatever the garment color or pattern may be.

Emblems are a great choice for striped or patterned shirts where direct embroideries can often blend in. Another benefit of selecting to embroider on emblems is the flexibility they provide for removal should an employee's position or name change.

## Large Emblem

### Font Size:

5/8" 15 mm  
10 characters per line  
(Non-stock patch)



## Small Emblem


### Font Size:

5/8" 15 mm  
7 characters per line  
(Stock patch)

## Trim Options



White, White Trim  
MSSBLANKWWH



White, Red Trim  
MSSBLANKWRD



White, Maroon Trim  
MSSBLANKWMR



White, Blue Trim  
MSSBLANKWRB



White, Navy Trim  
MSSBLANKWNB



White, Black Trim  
MSSBLANKWBL



# Stock Emblems

The possibilities are endless! Whether you choose from one of the emblems displayed here or supply us with your own emblems, our sewing operators can apply almost any shape emblem to your garments at time of order. There is no charge to store your emblems at our warehouse.

Emblems are kept in a secured area and are applied at time of order, giving you the flexibility to decorate garments with different combinations and placements of emblems. We can also assist you with the development and procurement of new emblems. Lead time for custom emblems is 6 to 8 weeks.

## American Flag



**MSSUS** - American Flag with Gold Trim 3 -1/2" x 2"

## All State Patches



**MSSTX**  
Texas State Flag with Gold Trim 3 -1/2" x 2"



**MSSLA**  
Louisiana State Flag with Gold Trim 3 -1/2" x 2"



**MSSOK**  
Oklahoma State Flag with Gold Trim 3- 1/2" x 2"



**MSSAR**  
Arkansas State Flag with Gold Trim -3 1/2" x 2"















# Trim Choices

## Embroidery Thread Options

### Madeira PolyNeon




































































































































































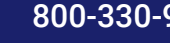






Due to their superior quality and color fastness, Madeira rayon embroidery threads can be washed at 203°F with heavy duty detergents. (Use only those which contain no bleaching agents, peroxide, or optical brighteners as discoloration may result.)

While every attempt is made to reproduce thread colors accurately, colors on your monitor or printout may not precisely match actual thread colors.

1244		1025		1371		1320		1150	
1367		1172		1279		1235		1169	
1044		1171		1046		1111		1189	
1043		1066		1045		1031		1170	
1368		1061		1299		1319		1048	
1243		1067		1380		1388		1103	
1275		1135		1298		1188		1369	
1030		1083		1185		1310		1101	
1143		1124		1246		1309		1377	
1266		1125		1292		1321		1370	
1166		1065		1088		1109		1051	
1167		1137		1090		1110		1050	
1042		1024		1293		1383		1049	
1028		1069		1089		1187		1248	
1175		1068		1289		1234		1249	
1242		1064		1291		1121		1251	
1076		1223		1091		1120		1250	
1075		1180		1094		1108		1079	
1074		1267		1093		1354		1302	
1133		1222		1095		1186		1301	
1134		1022		1295		1184		1247	
1029		1023		1294		1154		1280	
1177		1323		1092		1148		1073	
1176		1196		1373		1181		1097	
1274		1224		1096		1147		1282	
1276		1359		1296		1037		1245	
1277		1192		1297		1146		1284	



## Embroidery Thread Colors

1018		1311		1281		1393		1070	
1254		1080		1384		1306		1270	
1221		1033		1385		1339		1372	
1053		1334		1182		1337		1173	
1217		1122		1381		1308		1257	
1226		1032		1081		1394		1272	
1021		1232		1107		1390		1256	
1253		1312		1014		1391		1056	
1026		1313		1114		1227		1258	
1155		1233		1015		1219		1158	
1278		1263		1016		1195		1057	
1078		1387		1307		1304		1126	
1178		1362		1238		1397		1149	
1378		1264		1376		1351		1138	
1379		1363		1375		1098		1128	
1152		1365		1132		1047		1329	
1017		1364		1027		1100		1129	
1013		1153		1160		1396		1230	
1113		1360		1162		1303		1144	
1019		1353		1290		1395		1084	
1020		1236		1052		1392		1055	
1179		1382		1252		1099		1255	
1038		1141		1161		1104		1344	
1077		1356		1163		1102		1338	
1317		1386		1349		1106		1273	
1220		1035		1159		1156		1348	
1039		1119		1352		1357		1374	
1366		1034		1191		1140		1174	
1335		1389		1347		1340		1341	
1261		1183		1260		1350		1218	
1330		1117		1123		1193		1054	
1343		1116		1305		1190		1358	
1322		1115		1105		1194		1036	
1112		1315		1157		1225		1142	



## Embroidery Thread Colors

[illegible]







# Reflective Striping

Enhanced visibility can be critical when working in high-traffic areas, construction sites, or around equipment operation. Adding reflective striping to your uniform can make a lifesaving difference.

Select from the many trim widths, colors, and placements to make your enhancements have the highest impact. These distinctive stripings can be added to most garments. Flame-resistant striping is also available. The garments and striping you select should depend on the end use requirements.

The following front and back images on page 15 indicate all single reflective stripe locations for most products. With a few exceptions, stripes shown above the waist can be applied to a shirt, jacket or coverall. Stripes shown below the waist can apply to a pant, short, or coverall. The specific details of a garment, like the size of a pocket, the placement of closures, an emblem, or an additional pocket, may dictate a slight change in the placement from what is shown in these images.

- Striping applied post-manufacturing will always go around a pocket or emblem. Pockets cannot be removed for reflective trim application.
- Stripes on a waistband will be moved up or down if the waistband has elastic sections.



# Reflective Tape Options



There are several color options and widths of reflective trims that can be selected for attachment to your garments. Prices will vary depending on the trim and locations selected. Please be sure to select the correct trim.

**Codes under each trim indicate the following:**

- 1) Activity code
- 2) Style number or component code
- 3) Width of the trim

**Suggested Placements:**

For suggestions regarding reflective trim placement, including for package stripe placement where several stripes are combined on one garment, see next page.

**NOTE :** goSafe does not apply reflective tape to Insulated garments such as parkas, jackets, coats, Insulated Coveralls, etc.

2" Lime/Silver/Lime Reflective Tape      S1 / EH5215 1"



2" Lime/Silver/Lime Reflective Tape      S2 / EH5216 2"



2" Lime/Silver/Lime Reflective Tape      Y3/ EH5207 2"



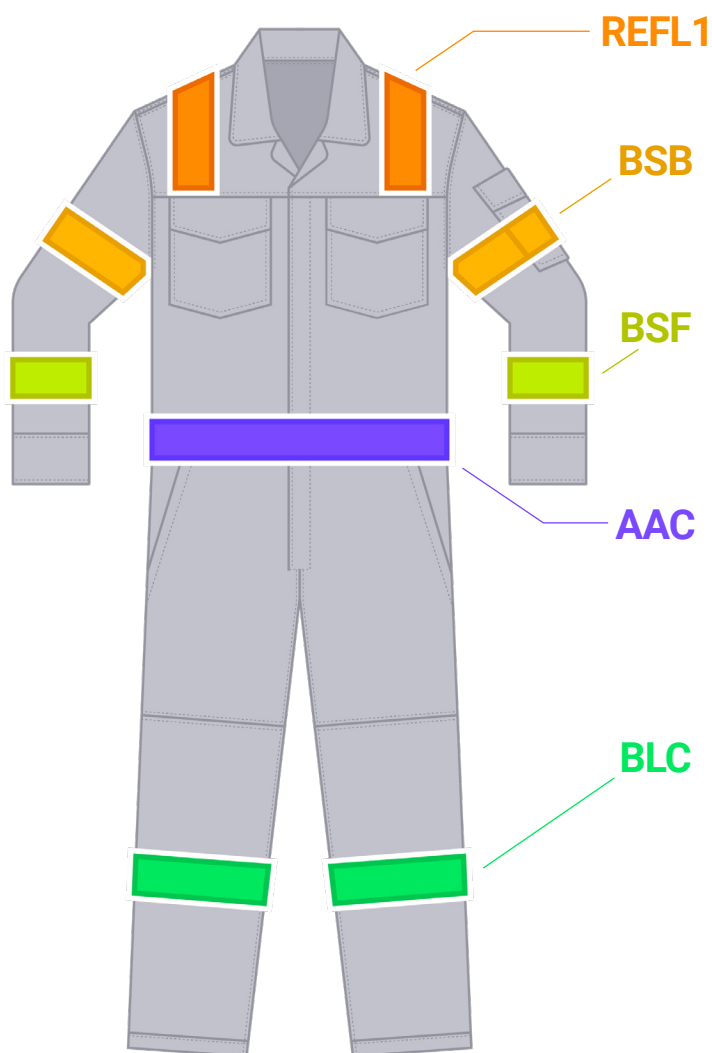
2" Lime/Silver/Lime Reflective Tape      1Q / EH5227 2½"



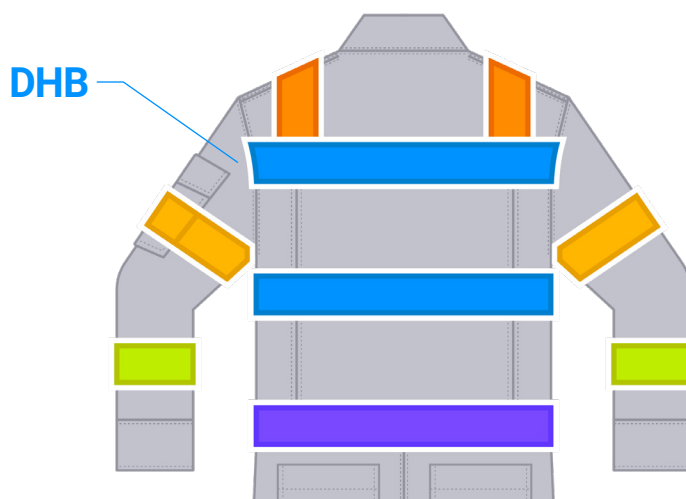


# Reflective Striping Locations

## Front & Back



## Back Only



Stripe Codes	Location Description	Front	Back
<b>REFL1</b>	Double Vertical Shoulders 6"	•	•
<b>BSB</b>	Both Sleeves Bicep	•	•
<b>BSF</b>	Both Sleeves Forearm	•	•
<b>BLC</b>	Both Legs Calf	•	•
<b>FXB</b>	Full X Back		•
<b>DVB</b>	Double Vertical Back		•
<b>DHB</b>	Double Horizontal Back		•
<b>AAC</b>	All Around Waist Horizontal	•	•

# Reflective Tape Pricing



## 2" Lime / Silver / Lime Reflective Tape

Part Number: MSSREFL3

	Item #	Location Description	Pricing
	MSSREFL1	Double Vertical Shoulders 6"	\$10.99
	MSSBSB	Both Sleeve Biceps	\$12.25
	MSSBSF	Both Sleeve Forearms	\$12.25
	MSSBLC	Both Leg Calf	\$12.25
	MSSF XB	Full X Back	\$12.25
	MSSDVB	Double Vertical Back	\$21.75
	MSSDHB	Double Horizontal Back	\$21.75
	MSSAAC	All Around Waist Horizontal	\$10.99



## 2" Orange / Silver / Orange Reflective Tape

Part Number: MSSREFLECST

	Item #	Location Description	Pricing
	MSSREFL1	Double Vertical Shoulders 6"	\$12.99
	MSSBSB	Both Sleeve Biceps	\$15.50
	MSSBSF	Both Sleeve Forearms	\$15.60
	MSSBLC	Both Leg Calf	\$15.60
	MSSF XB	Full X Back	\$15.00
	MSSDVB	Double Vertical Back	\$24.50
	MSSDHB	Double Horizontal Back	\$27.75
	MSSAAC	All Around Waist Horizontal	\$13.75



## 2" Silver Reflective Tape

Part Number: MSSREFLE2

	Item #	Location Description	Pricing
	MSSREFL1	Double Vertical Shoulders 6"	\$10.75
	MSSBSB	Both Sleeve Biceps	\$11.99
	MSSBSF	Both Sleeve Forearms	\$11.99
	MSSBLC	Both Leg Calf	\$11.99
	MSSF XB	Full X Back	\$11.99
	MSSDVB	Double Vertical Back	\$21.50
	MSSDHB	Double Horizontal Back	\$21.50
	MSSAAC	All Around Waist Horizontal	\$10.75



## 1" Silver Reflective Tape

Part Number: REFTAPESILVER1INCH

	Item #	Location Description	Pricing
	MSSREFL1	Double Vertical Shoulders 6"	\$10.25
	MSSBSB	Both Sleeve Biceps	\$11.35
	MSSBSF	Both Sleeve Forearms	\$11.35
	MSSBLC	Both Leg Calf	\$11.35
	MSSF XB	Full X Back	\$11.50
	MSSDVB	Double Vertical Back	\$20.99
	MSSDHB	Double Horizontal Back	\$20.25
	MSSAAC	All Around Waist Horizontal	\$10.25



# Pad Printing Services

**Pad Printing** has helped revolutionize customization capabilities. The process allows for printing on curved and irregular surfaces such as hard hats, safety eyewear lenses, and a variety of other items. goSafe can also produce pad printed items such as golfballs, writing instruments, and other promotional items. Contact us at **800.330.9240** for additional information.

## Eyewear Imprinting

- Minimum order quantity of 24.
- Imprinting available on temple or lens, depending on the style.
- One (1) and two (2) colors available.
- Camera ready artwork required.
- Not available for all styles. Contact goSafe for details.



Item #	Colors	Glass Quantities
MSSELCOL-24	Logo 1-Color	24 - 47
MSSELCOL-48	Logo 1-Color	48 - 95
MSSELCOL-96	Logo 1-Color	96 - 155
MSSELCOL-156	Logo 1-Color	156 - 287
MSSELCOL-288	Logo 1-Color	288 - 503
MSSELCOL-504	Logo 1-Color	504 - UP
MSSELADDCOL2	Logo 2-Color	Below 156
		* No 2-Color charge for 156 and above
MSSELADDLOC		Logo Additional Location

## Eyewear Printing Pricing

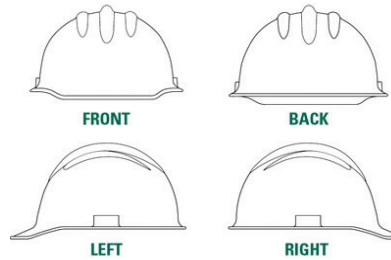

Item #	Quantities	1 Color	2 Color
MSSELCOL-24	24-47	\$3.20	\$6.40
MSSELCOL-48	48-95	\$1.99	\$3.98
MSSELCOL-96	96-155	\$1.38	\$2.76
MSSELCOL-156	156-287	\$1.14	\$2.28
MSSELCOL-288	288-503	\$0.97	\$1.96
MSSELCOL-504	504-UP	\$0.89	\$1.78

### Setup Fee

Item #	# Colors	Setup Fee
MSSPADSETUP	1 Color	\$20.00

# Hard Hat Imprinting

- Minimum order quantity of 20.
- Imprinting available on the front, back, or sides.
- Up to 4 colors available in 4 hat locations.
- Camera ready artwork required.
- Not available for all styles. Please contact a GoSafe sales representative for additional details.



Hard Hat Imprint Location Options

A digital proof will be provided so customer can sign off and approve the artwork before orders are processed and started.

SKU	Hat Quantities
MSSHLCOL-20	20 Hard Hats, 1 Location
MSSHLCOL-40	40 Hard Hats, 1 Location
MSSHLCOL-60	60 Hard Hats, 1 Location
MSSHLCOL-80	80 Hard Hats, 1 Location
MSSHLCOL-100	100 Hard Hats & Up, 1 Location
MSSHLADDLOC	Added locations per color
MSSHLSETUP	Logo setup charges for color quantity will not charge for those we already stock

**Camera Ready Artwork** must be supplied. If artwork has to be recreated additional charges apply. The definition of camera ready artwork is black art on white background. The images/letters must be clear and must be the exact representation of the desired logo. For multi-color logos, artwork must have individual color separations with registration marks. Photocopies, business cards, decals, faxes, etc. are not considered Camera Ready.

# Hard Hat Pad Printing Pricing

Item #	Quantities	Position 1 Up To 4 Colors	Position 2 2 Color	Position 3 2 Color	Position 4 2 Color
MSALOGOMIN20	20	\$5.01	\$10.02	\$15.03	\$20.01
MSALOGOMIN40	40	\$3.34	\$6.68	\$10.02	\$13.36
MSALOGOMIN60	60	\$2.85	\$5.70	\$8.55	\$11.40
MSALOGOMIN80	80	\$2.37	\$4.74	\$7.11	\$9.48
MSALOGOMIN100	100	\$1.40	\$2.60	\$3.90	\$5.20

Item #	# Colors	Setup Fee
MSALOG01	1 Color	\$100.00
MSALOG02	2 Color	\$125.00
MSALOG03	3 Color	\$150.00
MSALOG04	4 Color	\$175.00



We can also apply Brim Guards to hard hats for recognition purposes.




# Screen Printing Services

**Screen Printing** is a quick, easy, and inexpensive way to add custom artwork and logos to different types of apparel. **goSafe** produces high quality artwork on items such as T-shirts, rainwear, safety vests, and even promotional items. Contact us at **800.330.9240** for additional information.

- Minimum order quantity of 24.
- Available for front and back printing (some styles).
- Prints up to five (5) colors
- Camera ready artwork required.
- Not available for all styles. Please contact a goSafe sales representative for details.

*\*Note: The Logo Department will make final determination on the number of logo colors used after receiving vector art files. logo files must be .ai, .eps, .svg, or other vector file type. If no vector files are available, we can use non-vector files such as .BMP, .PNG, .JPG, or .TIF files, though an additional \$50 logo set-up fee may apply, which may also delay the order. Must also receive PMS colors if exact color match is required for an additional \$35 fee. Otherwise colors will be matched as close as possible. A digital proof will be provided so that the customer can sign off and approve the artwork before orders are processed and started.*







**Camera Ready Artwork** must be supplied. If artwork has to be recreated additional charges apply. The definition of camera ready artwork is black art on white background. The images/letters must be clear and must be the exact representation of the desired logo. For multi-color logos, artwork must have individual color separations with registration marks. Photocopies, business cards, decals, faxes, etc. are not considered Camera Ready.

**\*\* For vests, a 300 dpi JPG closer to the final imprinting size is preferable.**

SKU	Quantities
MSSLCOL-24	24 - 47
MSSLCOL-48	48 - 71
MSSLCOL-72	72 - 143
MSSLCOL-144	144 - 287
MSSLCOL-288	288 - 503
MSSLCOL-504	504 and Up



## Screen Printing Pricing

Item #	Quantities	Setup Fee
MSSLCSETUP1	24-71	\$1.85
MSSLCSETUP2	72-119	\$1.40
MSSLCSETUP3	120-287	\$1.33
MSSLCSETUP4	288-503	\$0.90
MSSLCSETUP5	504+	\$0.75

Item #	Description	Setup Fee
EPRSETUP	Artwork/PMS Color Matching	\$90.00

Artwork/PMS fee may be waived if approved artwork is provided by customer.

Item #	Quantities	Cost For One-Color Logo	Cost Per Additional Color Up To 7 Colors
MSSLCOL-24	24-71	\$1.85	\$1.33
MSSLCOL-72	72-119	\$1.40	\$1.13
MSSLCOL-144	120-287	\$1.33	\$0.80
MSSLCOL-288	288-503	\$0.90	\$0.67
MSSLCOL-504	504+	\$0.75	\$0.53

GoSafe may have resources for other product personalization that you might need. Please contact your GoSafe representative for more information.

Personal Protective Equipment • Fall Protection • In-House Customization  
Rental, Repair, & Recertification • Personalized Service



"goSafe combines the technological and service capabilities of an international provider with the family feel that makes it comfortable to work with us on a long-term basis. We listen to our customers, and provide effective solutions"

- Burk Shaw, President -

**Got questions or need a quote?**  
Contact us at [Sales@gosafe.com](mailto:Sales@gosafe.com)  
or call 800.330.9240

Customer Support: 800.330.9240  
Fax Number: 281.476.5394  
Order Inquiries: [Sales@gosafe.com](mailto:Sales@gosafe.com)  
Order Online at: [www.gosafe.com](http://www.gosafe.com)

[/goSafeSupply](https://www.instagram.com/goSafeSupply)



**goSafe.com**

Corporate Office - La Porte, TX  
4200 Underwood La Porte, TX 77571  
(P.O. Box 1025 Deer Park, TX 77536)

Provided by goSafe for information purposes only, without warranty and subject to the Limitation of Liability contained in our [Terms & Conditions](#).  
The reader/viewer is solely responsible for safe and proper use of products in compliance with product instructions and applicable laws.